

Name: _____

Phone: _____

School/Organization: _____

E-mail: _____

Dealer/Rep: _____

Sales Rep: _____ Quote: _____

WALL MOUNT FOLDING MAT TABLE

STANDARD FEATURES:

- Load capacity: 450 lbs.
- Solid hardwood frame and legs
- 3/4" Plywood top
- 1.5" High density foam flat cushion
- Rounded corners
- Triple-bolted leg assembly
- 10" Depth when folded
- ADA Compliant
- Some assembly required



WMMT-4884



STANDARD TABLES:

<input type="radio"/> WMMT-4884 48"W x 84"L x 19"H	<input type="radio"/> WMMT-6084 60"W x 84"L x 19"H
QTY: _____	QTY: _____

STANDARD UPHOLSTERY CHOICES:

- | | |
|---|---|
| <input type="radio"/>  Royal Blue | <input type="radio"/>  American Beauty |
| <input type="radio"/>  Imperial Blue | <input type="radio"/>  Lark |
| <input type="radio"/>  Blue Ridge | <input type="radio"/>  Burgundy |
| <input type="radio"/>  Deep Violet | <input type="radio"/>  Dove |
| <input type="radio"/>  Forest | <input type="radio"/>  Charcoal |
| <input type="radio"/>  Mandarin Orange | <input type="radio"/>  Mocha |
| <input type="radio"/>  Black | <input type="radio"/>  Putty |








STANDARD WOOD CHOICES:

-  Oak
-  Maple

WOOD STAIN OPTIONS:

- ESS-Stain**

STAIN CHOICES:

- | | |
|---|--|
| <input type="radio"/>  Warm Copper | <input type="radio"/>  Rustic Fall |
| <input type="radio"/>  Deep Garnet | <input type="radio"/>  Warm Caramel |
| <input type="radio"/>  Fossil Gray | <input type="radio"/>  Black Beauty |
| <input type="radio"/>  Tungsten | <input type="radio"/> Custom Wood Stain Color: _____ |



Toll Free: 800.743.7738 | Fax: 605.882.8398
 phsmedicalsolutions.com